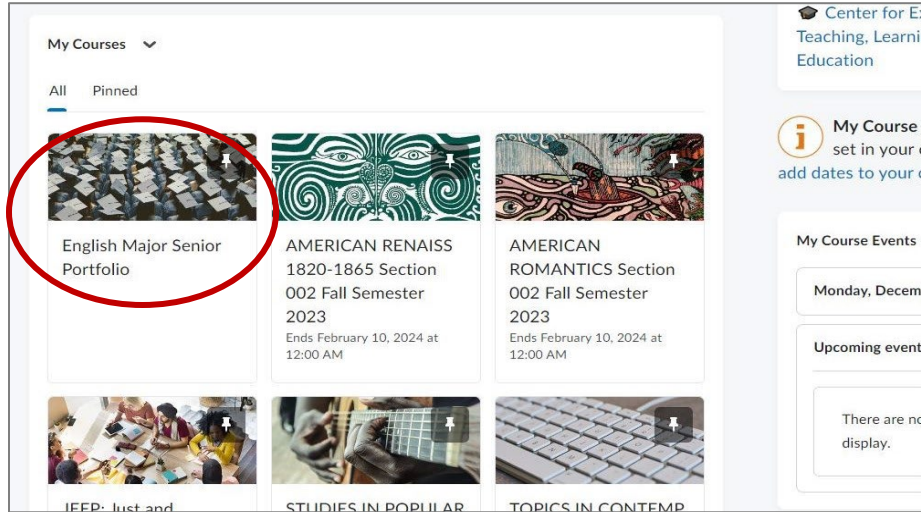
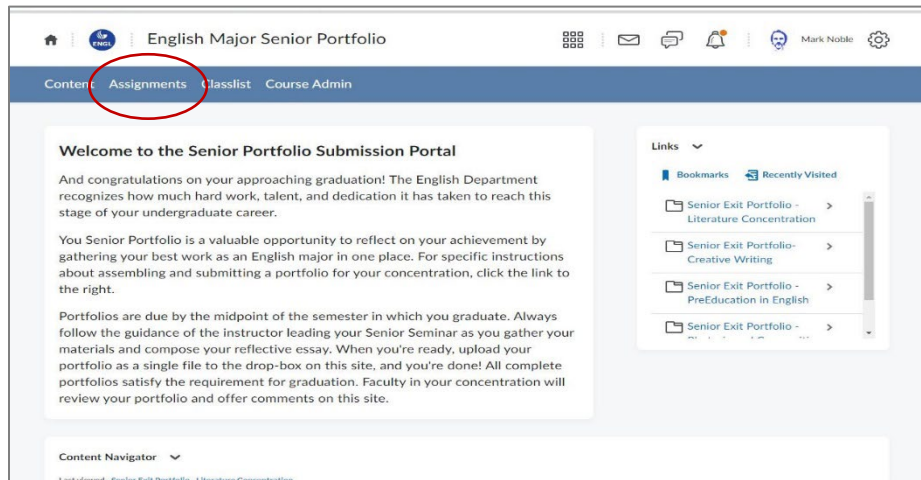


Senior Portfolio Assessment Instructions

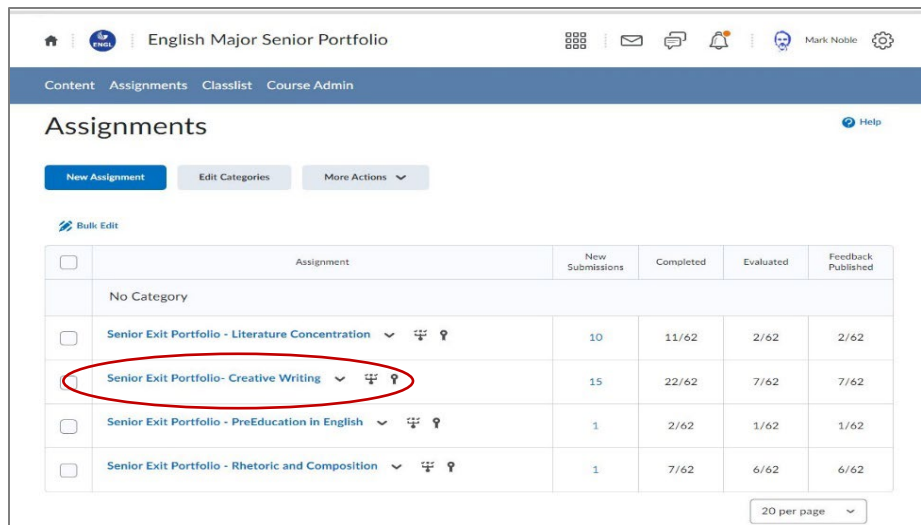
1. Locate the "English Major Senior Portfolio" site on iCollege:



2. Click the "Assignments" tab:



3. Select your concentration:



Senior Portfolio Submission Instructions

4. Review the portfolio instructions for your concentration, just to make sure you've got everything in in place.

The screenshot shows the iCollege interface for the 'English Major Senior Portfolio'. The page title is 'Senior Exit Portfolio - Literature Concentration'. Below the title, there is a 'Listen' button and a 'Hide Assignment Information' dropdown. The 'Instructions' section is titled 'The Senior Portfolio Literature Concentration' and includes a 'Portfolio Overview' section. The overview states that assembling a portfolio is a valuable exercise that draws on important skills and that the graduation portfolio requires reflection on coursework. It also mentions that the portfolio can be adapted for potential employers and graduate school applications. The 'Content of the Senior Portfolio' section states that each portfolio for Literature concentration majors consists of two parts: 1) a short reflective essay and 2) a representative sample of writing from coursework in English. The 'The Reflective Essay' section specifies that it should be 4-6 pages, double-spaced, and should provide a sample of best writing at the conclusion of the undergraduate career, reflecting on development as a reader and writer, and justifying the selection of each course.

5. Scroll to the bottom of the page and submit your portfolio as **single file**, just like any other iCollege assignment.

Feel free to leave a comment for the professors who will read your work, or not.

Hit "Submit" and you're done!

The screenshot shows the 'Submit Assignment' interface. At the top, there is an 'Overall Score' section with five levels: Level 5 (15 points minimum), Level 4 (12 points minimum), Level 3 (9 points minimum), Level 2 (6 points minimum), and Level 1 (3 points minimum). Below this is the 'Submit Assignment' section. It shows 'Files to submit*' with '(0) file(s) to submit'. There are two buttons: 'Add a File' and 'Record Audio'. Below this is a 'Comments' section with a rich text editor. The editor has a toolbar with various options like Paragraph, Bold, Italic, Underline, Link, Unlink, Bulleted List, Numbered List, Indent, Outdent, Undo, Redo, and a font color picker. The font is set to 'Lato (Recom...)' and the size is '19px'. At the bottom, there are 'Submit' and 'Cancel' buttons.

Congratulations on reaching this stage of your undergraduate career!

Faculty in your concentration will read your Senior Portfolio with interest and send feedback via iCollege by the end of the semester.